



the **Lindsborg** City View

Quarterly Newsletter - Issue 61 - May 2022



Smoky
been

Lindsborg is HOME

This month brings the graduations of Smoky Valley High School and Bethany College. Many of the students who will cross the stage were born here or have called the Valley home for years; some are from generations of area grads, while others have with us for only a short time. Some will wave goodbye and head off to new places; other will stay and write the next chapter of their story locally.


GRATITUDE – n.

1. the quality or feeling of being grateful or thankful.

dictionary.com

In other graduation news, two employees from the city staff will graduate with their master’s degrees; they’ve achieved this while working full-time and dedicating their careers to our community. We are the beneficiaries of their time and talents and are grateful that they have chosen to invest their minds and hearts in Lindsborg. Just as all these milestones are taking place, the new Lindsborg Child Development Center will be nearing completion. The youngest members of our community will begin their own journey in a state-of-the-art facility that everyone can be so proud of. We hope you’ll attend the open house on May 22 (see pg. 2).

It’s an exciting time, and there is a sense of gratitude in the air. As our grads and little ones are starting new journeys, we just can’t help but feel grateful. And as we look forward, we hope that Lindsborg always feels like home—and no matter where life takes them, that they always come back to shop in our stores, eat in their favorite restaurants, grab coffee & enjoy Fika with friends, and maybe even choose to one day raise their own families here—or at least hang a Dala on their home (wherever that may be) so that everyone knows where their roots are planted.



Smoky Valley graduates high-five the elementary students before graduation

Photo credit: Smoky Valley Facebook page



Bethany College graduation processional
Photo credit: Bethany College Facebook page

In the city’s comprehensive plan, our vision is that in 2040, “People choose Lindsborg, Little Sweden USA—a welcoming, diverse, and sustainable community with a high quality of life where we embrace the arts, innovation, and lifelong learning so everyone can flourish.” Whether it was for a short time or a lifetime, we hope that you’re grateful for your chapter in Little Sweden USA. And no matter where life takes you, always remember that **Lindsborg is home.**



THE CITY OF LINDSBORG

Get Connected with Lindsborg

Stay informed about local news, events, and services.



Follow us on Twitter: @CityLindsborgKS

BOXCAST



"Like" us on Facebook: www.facebook.com/LindsborgCity

Visit our City web page at www.lindsborgcity.org



CITY ANNOUNCEMENTS

CITY HALL

Exterior Home Improvement Grant

Approved for a second year, this popular grant provides a 50% match, up to \$2,500, for exterior improvements. If your house was built before 2000, and you've been putting off painting, or replacing windows—there's no better time than the present to tackle those projects! Learn more and get the application at:

<https://www.lindsborgcity.org/ExteriorImprovementIncentive>

Neighborhood Party Grant

Approved for a second year, this popular grant provides up to \$200 for a neighborhood party. The City will reimburse the party planners for food, paper goods, and other expenses. We enjoyed seeing pictures from last year's parties, and the hope of Council is that this helps to foster neighborliness and the sense of belonging that is so important to our community.

<https://www.lindsborgcity.org/NeighborhoodPartyGrantInformation>

Lindsborg Child Development Center (LCDC) Open House

Come see the work that has been done to welcome children and families in our community! Sunday, May 22, 3-7 p.m. at 1111 E. Swensson Ave. Learn more at

www.childcareforlindsborg.org



Updated progress picture for LCDC.

Online Bill Pay is Available

Please visit www.lindsborgcity.org for more information. There is a link at the bottom of the website's homepage that will take you to the online bill pay center. Please call City Hall at 785-227-3355 if you have any questions regarding online bill paying.

Council Member Contact Information

Mayor Clark Shultz: cshultz@lindsborgcity.org

Rebecca Van Der Wege: rvanderwege@lindsborgcity.org

Tanner Corwin: tcorwin@lindsborgcity.org

Kirsten Bruce: kbruce@lindsborgcity.org

John Presley: jpresley@lindsborgcity.org



Blaine Heble: bheble@lindsborgcity.org

Corey Peterson: cpeterson@lindsborgcity.org

Rick Martin: rmartin@lindsborgcity.org

Emile Gallant: egallant@lindsborgcity.org

What is gratitude?

According to Webster's dictionary, "gratitude is the quality of being thankful; readiness to show appreciation for and to return kindness." Research shows time and time again that gratitude is associated with several mental and physical health benefits.

After a season of COVID closures and the impact on travel and tourism, we can vouch for the positive mental well-being that positive thinking provides. While we experienced the realities of fewer groups and the concerns about how this would affect the community, we chose to look to the positives of family groups and friends that chose to make Lindsborg a relaxing get-away...a place that they received the boost to their mental health. We also had the ability to travel less to meetings and conferences, enabling us to focus more on impactful changes in the way we do business in the CVB office. We used this time to be creative and to put together fresh ideas that market Lindsborg to potential visitors. We also made good use of time to learn new skills and technology that continue to help us be more productive. We believe that this is part of the success we are currently seeing with 2021 sales tax the highest it has been since 2015 and the last two quarters of transient guest tax the highest on record (since the CVB began keeping records in 2005). We truly believe that collectively, the Lindsborg business community determined to set this pandemic on its head and chose positivity—making lemonade out of life's lemons.

We also want you to know that you have been an inspiration to us. During this time, the rhythms of Lindsborg life, the coffee shop friends, willing volunteers, positive medical staff, creative business owners—the list could go on—have impacted us. You have given us a beautiful picture of the ebb-and-flow of daily life in Lindsborg, and it has been good for our souls. Watching others do good, daily things have brought such a sense of peace and positivity, making it that much easier to keep doing what we do despite changing and challenging times. We hope to return the goodness you give to us daily as we watch you do YOUR Lindsborg life.

That said, we hope you stop by our office with your ideas and dreams for Lindsborg. We are open daily for business, and we would love to hear your ideas for making this the best place for visitors to see why we choose to make Lindsborg home. You motivate, inspire and re-energize us—and we thank you!



Selfies at 2022 Våffeldagen



Ken Sjogren was always ready to assist in community endeavors. He is pictured here faithfully assisting with the Wild Dala herd.



Våffeldagen activities at the Lindsborg Community Library



Celebrating Arbor Day!




Mollie Deines poses next to the Regal Prince with her winning poster.

A Regal Prince upright oak was planted in Riverside Park on April 20, 2022 in honor of the 150th celebration of Arbor Day and in recognition of Smoky Valley Middle School (SVMS) student, Mollie Deines. Deines was selected by the Lindsborg Tree Board as poster contest winner from Smoky Valley Middle School. She was then selected as the regional winner by the community forester. The poster competition is held every spring. City staff, Community Forester Tim McDonnell, Tree Board members, residents, and SVMS fifth grade staff and students attended the event.



Mollie helped plant the 2022 Arbor Day tree.

April 29, 2022 was recognized as National Arbor Day. Congratulations are extended again to Mollie Deines!



Regal Prince upright oak

Lindsborg recognized as Tree City USA for the 37th year!

The Tree Board attended the annual Tree City USA recognition day at Rollings Hills Zoo in March. The Kansas Forest Service had several lectures, and the state winner of the poster contest was recognized. There are several conditions that must be met to be a verified Tree City USA community, and Lindsborg has met these requirements for the last 37 years. The requirements are:

- **Standard 1: Form a Tree Board or Department**
Delegating responsibility for city-owned trees is the first official step to becoming a Tree City. By forming a tree board or department, cities can create a more organized and effective urban forestry plan.
- **Standard 2: Establish a Tree Care Ordinance**
A public tree care ordinance assigns clear authority over public trees and provides clear guidance for planting, maintaining, and/or removing trees from streets, parks, and other public spaces.
- **Standard 3: Maintain a Community Forestry Program with an Annual Budget of at Least \$2 Per Capita.**
This is intended to demonstrate an ongoing investment in public trees.
- **Standard 4: Proclaim and Observe Arbor Day**
Celebrating Arbor Day and passing an official holiday proclamation helps create pride for our urban canopy.

Pictured are: Parks Superintendent Noah Flores (front left) and Tree Board Members: Bob Ash (back left), Keith Kandt (back right), Karmon Almquist (middle right) and David Reiswig (front right).



Lindsborg Tree Planting Cost Share Program



Trees are a valuable resource to the citizens of Lindsborg. To offset the loss of trees and to increase the diversity of our urban forest, the City of Lindsborg is offering a tree planting cost share program. This program was initiated by the Lindsborg Tree Board. These trees can be planted on street parking or on private property. The following stipulations will apply to this program:

1. Tree species must be selected from the current city tree recommended list.
2. The planting location must be approved by the Tree Board.
3. Property owners are eligible for up to two tree cost shares per year.
4. The city will reimburse half the cost of the tree, up to a maximum of \$50 per tree.
5. The program is limited to available funds and is on a first-come, first-served basis.

To participate in the program, contact Parks Superintendent Noah Flores by calling City Hall at 785-227-3355, or stop by City Hall for an application form. Return the completed form and wait for a call from Noah about your request. The current city tree list is as follows:

Small Trees	Medium Trees	Large Trees
Flowering Crabapple Hawthorn Amur Maple Western Soapberry Redbud Serviceberry	Chinquapin Oak Osage Orange (thornless) Golden Raintree Japanese Zelkova Lacebark Elm Caddo Maple Shantung Maple Hedge Maple Columnar English Oak Sawtooth Oak Ginkgo	Baldcypress Sweetgum Lacebark Elm Honey Locust (thornless) Linden Autumn Blaze Maple Pecan London Planetree Bur Oak Nothorn Red Oak Sawtooth Oak Shumard Oak Willow Oak

The spacing of street trees in residential areas will be in accordance with the three species size classes listed above. No trees may be planted closer together than the following:

Small trees - 30 feet. Medium trees - 40 feet. Large trees - 50 feet.

The distance trees may be planted from curbs or curb lines and sidewalks will be in accordance with the three species size classes above. No trees may be planted closer to any curb or sidewalk than the following:

Small trees - 2 feet. Medium trees - 3 feet. Large trees - 4 feet.

No trees may be planted closer than 50 feet to any corner.



Be Prepared with Flood Awareness

The local flood hazard is caused by Lindsborg's flat terrain and slow storm water runoff. Cow Creek is in the 1% Special Flood Hazard Area, and poses a flash flooding threat because of the large drainage area (345 acres) and lack of elevation drop. But other areas have risk, too. In 2013, the Westview channel overtopped into the West Normal and Northridge neighborhoods, causing significant basement flooding and millions of dollars in losses. Street flooding occurs on the city's eastern and southern neighborhoods, resulting in stalled and water-damaged vehicles. Find out if your property is in the regulated floodplain by visiting the Kansas Floodplain Viewer and entering your address at: <https://gis2.kda.ks.gov/gis/ksfloodplain/> Here are some things you can do to protect your family and property from flooding:

- **Flood Insurance**

Your homeowner's insurance does not include coverage for a flood. One of the best protection measures is a flood insurance policy under the National Flood Insurance Program, which can be purchased through any licensed property insurance agent. If your house is located in a floodplain, flood insurance will be required by most federally backed mortgage lenders. Even if you are not in a mapped floodplain, you may be subject to flooding from local drainage. Ask an insurance agent how much a flood insurance policy would cost.

Don't delay! There is a 30-day waiting period before a flood insurance policy takes effect. Learn the essentials to flood insurance, including what it covers, what it protects and who it protects at floodsmart.gov

- **Protect People from the Hazard**

Flash floods are the number one weather related killer in the United States. Do not attempt to walk or drive in flooded areas. Six inches of floodwater is enough to knock you off your feet, two feet of water will float your car. Do not drive around barriers, as the road or bridge may be washed out. Water moving at 10 miles per hour exerts the same pressure on a structure as wind gusts at 270 miles per hour.

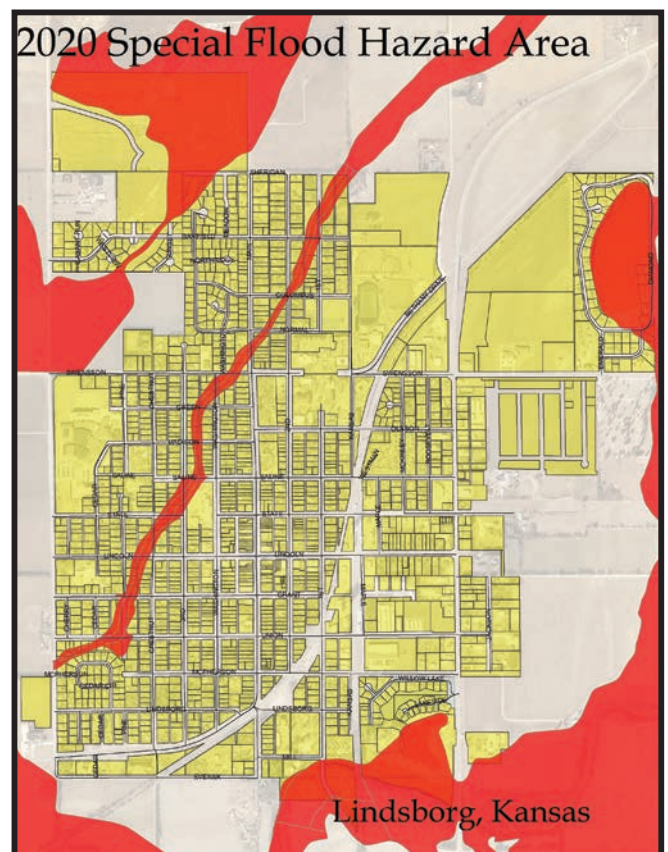
- **Protect Property from the Hazard**

There are preventive measures that can be taken to minimize or eliminate potential flood damage to buildings. Sandbags, plywood, plastic sheeting and lumber can be used to temporarily protect property. Moving furniture and other possessions to higher floors, if available, can reduce contents losses. Permanent flood proofing measures for flood prone areas are preferable to temporary ones. Talk to us about protecting your house or business at Community Development. Email: lindsborgcd@lindsborgcity.org

- **Build Responsibly**

Any development, not just construction of buildings, in a Special Flood Hazard Area (SFHA) requires a permit. Obtain a permit from at City Hall, 101 S. Main St. before you build, alter, re-grade or fill on your property. Report any illegal floodplain development to Jordan Jerkovich, Community Development Director:

lindsborgcd@lindsborgcity.org



Safe Home while on Vacation

As the summer months approach, it is a great time for a vacation. While many of us find it as an opportunity to visit local attractions or distant places, others find summertime to be an opportunity to break into homes while occupants are away.

- Make sure you have effective locks that are being used. Even the best locks can't protect you if you don't use them. Lock doors, windows, side gates, garage door, and garage side access doors.
- Do some yard work before you leave the house for an extended period. Trim your hedges and bushes so thieves can't have a chance to hide out, or that you won't give the impression your home has been left unattended and vacant.
- Get to know your neighbors before your trip. Neighbors who look out for each other are among the best and least expensive defenses against neighborhood crime. Daily, have your neighbor pick up your mail, newspapers, packages, and advertisements left at your doorstep. Or, make a quick trip to the post office and complete a document to have them hold your mail until you return.
- Remember to secure any spare keys you have. Leave a spare key with a trusted neighbor; never hide it on the property. Burglars have more experience looking for keys than you do hiding them.
- Let there be light and make sure all outside entrances of the home are well lit. A timer or solar-powered lights on the front, back and side of the house make it difficult for burglars to hide.
- Leave lights and radio/TV on a timer inside your home to give the impression that it is occupied.
- Invest in an alarm and use signs and stickers to warn would-be burglars. An alarm system controls access points to your home and lets you know if someone has invaded your space. A loud audible alarm will most likely scare a burglar away as soon as it is activated. Also, advise your alarm company that you will be away on vacation, and no one will be entering the home during your absence.
- Investing in a camera system for your home is an excellent tool for your home's protection, and it can work as both a deterrent and a recovery tool. Burglars are wary of properties with visible security cameras. If a crime does occur, security cameras can help gather evidence to help law enforcement identify who the culprit is.

Remember, burglars focus on convenience, concealment, and camouflage. Think twice before posting upcoming vacations on social media outlets. You'd be surprised how fast that information can travel on the information highway—and sometimes to the wrong people. Instead, post your vacation pictures after you've returned.

Vacations are meant to be fun times with family and friends, not a time of convenience for thieves and potential burglars. Keep your homes safe and secure and make your trip a memorable one with these simple precautions.



WATER-SAVING TIPS

The average American household wastes nearly 10,000 gallons each year from easy-to-fix water leaks—that’s the amount of water needed to wash 300 loads of laundry. If that doesn’t seem like a lot, consider that across the country, easy-to-fix household leaks can add up to nearly 1 trillion gallons of water lost every year.

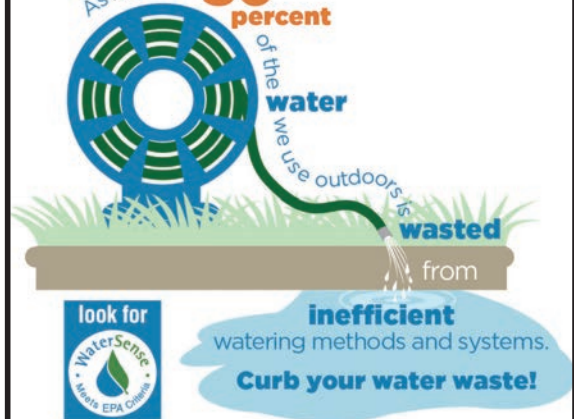
There are some easy steps that homeowners can take to help save water in their community now and for future generations. Fixing household leaks not only saves water but reduces water utility bills—by about 10 percent. Be for water and start saving today with three simple steps: Check. Twist. Replace.

1. Check

First, encourage customers to check their homes for leaks. An easy way to start is to examine winter water use. If it exceeds 12,000 gallons per month for a family of four, there may be leaks. Walk around the home with eyes and ears open to find leaks, and don’t forget to check pipes and outdoor spigots. Look for silent toilet leaks, a common water-wasting culprit, by adding a few drops of food coloring to the toilet tank and waiting 10 minutes before flushing. If any color appears in the bowl during that time, your toilet has a leak. Visit epa.gov/watersense for do-it-yourself repair tips or contact a plumbing professional.

2. Twist


Apply pipe tape to be sure plumbing fixture connections are sealed tight and give leaking faucets and showerheads a firm twist with a wrench. If the drops can’t be stopped, contact your favorite plumbing professional. For additional savings, twist a WaterSense labeled aerator onto each bathroom faucet to save water without noticing a difference in flow. Faucet aerators cost a few dollars or less and can save a household more than 500 gallons each year—the amount of water it takes to shower 180 times!




3. Replace

If you just can’t nip that drip, it may be time to replace the fixture. Look for WaterSense labeled models, which use at least 20 percent less water and are independently certified to perform as well or better than standard plumbing fixtures. Replacing an old, inefficient showerhead with a WaterSense labeled model will shrink your household’s water footprint by 2,700 gallons annually. With less hot water passing through, WaterSense labeled showerheads can also save enough energy to power a television for a year.

THE FACTS ON LEAKS




10
percent of homes have leaks that waste 90 gallons or more per day




A leaky faucet dripping at the rate of one drip per second can waste more than
3,000 gallons
per year


Did you know?
Minor water leaks account for more than



1
trillion gallons
of wasted water each year and is equal to annual household water use in




11
million homes




A shower leaking at
10 Drips
per minute wastes more than
500
gallons per year

REPAIR
leaks by checking faucet washers and gaskets for wear and replacing them if necessary




Replace old toilets with WaterSense labeled models & save




13,000
gallons of water savings for the average family

Homeowners can save





10 percent on their water bills

look for



WaterSense
Meets EPA Criteria

THINGS THAT MAKE YOU GO..... “HMM.”

Why should you think about what you flush?

Whether it be for personal hygiene or cleaning, flushable products are not designed to break down in the sewer system. Flushable wipes travel miles and spend hours in the sewers. They can go through multiple pumps and still arrive at the wastewater treatment plant completely intact. While wipes are easily flushed, most do not break down in the sewer system. Because they do not break down, it is easy for them to get hung up in sewer lines. Because there are so many flushable wipes in the system, plugs caused by them are becoming more frequent. More frequent plugs increase the odds that at some point a sewer backup caused by “flushable wipes” could affect you. Sewer systems are not designed to handle all the modern products available to consumers. Manufacturers are starting to make flushable products that are also biodegradable but there is still some concern as to how quickly these products will break down.

Manufacturers are making products that complement our busy lifestyles to make our lives easier. As consumers, we buy these products and assume that there should be no issues caused by using them, however, this is not always the case. There are many lawsuits filed against the manufacturers of wipes and products marked “flushable.” Many of these lawsuits have been filed by municipalities because of the problems created in sewer and pumping systems. Remember you can help reduce the possibility of a sewer backup by not flushing wipes; please take the time to dispose of wipes properly. **The only things that should be going down a toilet are human waste and toilet paper.**

FOG

Have you ever given a second thought to what happens when you dump the grease left from cooking supper down the kitchen sink? Have you ever thought about what happens when you throw the meat scraps down the garbage disposal and just turn on the switch? You probably haven't. **Fats, Oils, and Greases are referred to as FOG.** The Fats are mainly from meats, vegetables, and dairy sources. Oils are mainly from oils used to prepare food, while Grease comes from the melting of fats during cooking. So how does FOG cause problems? Most of the time while cleaning the kitchen, FOG is poured down the drain as a warm liquid. The FOG then cools as it flows thru the sewer line, then it begins to solidify and stick to sewer lines. Over time, the FOG can build up to the point that it can cause a blockage that then results in a sewer backup.

The evidence shows up in the lift stations around town, in the sewer lines when they are cleaned, and in the wet well at the wastewater treatment plant. Please take a few extra minutes and follow these simple steps to help reduce this growing problem.

- 1) Never pour grease and oils from cooking down the sink or into toilets. Dump cooking grease and oils into containers and dispose of them in the trash.
- 2) Scrape grease and food scraps from cooking and meals into containers and use them in composting piles or dispose of them in the trash.
- 3) Treat garbage disposals as a device only used to clean up the residue left in the sink, not to get rid of the leftovers from a meal. Grinding up meat scraps in the garbage disposal on a regular basis will increase your chances of having sewer problems at some point.

If everyone can do their part to help reduce FOG, we can reduce the possibility of sewer backups that can cause the potential exposure to disease-causing organisms, foul orders, and an unpleasant expensive clean-up.



Lindsborg Recreation Events are always so fun-filled!

Recreation Director Beth Ferguson • 101 S. Main St. • Lindsborg, KS 67456 • (785) 227-3333

bethf@lindsborgcity.org • www.lindsborgcity.org • www.golflindsborg.com



This has been an exciting year for the Recreation Department. Everyone was eager to participate in the Community Egg Hunt and the Pickleball Grand Opening this past April. The Daddy/Daughter Dance was well attended in February this year. Events for the duration of 2022 and 2023 are being planned!



Daddy/Daughter Dance 2022



Daddy/Daughter Dance 2022

RECREATION - MAY 2022



Pickleball equipment can be rented out through the Recreation Department. Contact Recreation Director Beth Ferguson at 785-227-3333 to learn more! The 2022 soccer season wrapped up the first week in May but the memories will last a lifetime!



Visit the Lindsborg Golf Course! The course is now open for the season!

Visit the Lindsborg Golf Course this summer!

*8 & 8 on Mondays! Play a round (18 holes) and get a cart for \$8 & green fees for \$8!

*50% off green fees on Wednesdays! *Excludes holidays.

1541 Svensk Road, Lindsborg, KS • www.golflindsborg.com • 785-227-2244 • bethf@lindsborgcity.org





The City of Lindsborg
 101 S. Main
 PO Box 70
 Lindsborg, KS 67456

PRSRRT STD
 US POSTAGE
 PAID
 LINDSBORG, KS
 PERMIT #1

ECRWSS

Local
 Postal Customer

CALENDAR OF EVENTS

- City Council Meetings – June 6 & 20, July 5 & 18; 6:30 p.m. at City Hall
- Planning & Zoning Commission Meeting – May 24, June 28, July 26, August 23
- Midsummer’s Festival – June 11 at Riverside Park
- Old Fashioned 4th – July 4 at Swensson Park
- Broadway RFD “Theater Under the Stars” (*Shrek the Musical*) – July 22, 23, 29, & 30
- Smoky Valley Classic Car Show – August 6 at Swensson Park
- Lindsborg Annual Downtown Street Dance – August 20
- City View Newsletter – Issue 62 (August 2022)
- Recycling Center – (Open 24/7) Be considerate please!



Scheduled events are subject to change. As events are scheduled or modified, they will be posted at:

<https://www.visitlindsborg.com/lindsborg-calendar-of-events>

For additional events, please view the calendars at www.visitlindsborg.com or www.lindsborgcity.org

EMERGENCY INFORMATION

- | | |
|----------------------------------|---|
| Police, Fire and Ambulance: | 911 |
| Police, Fire and Ambulance: | 785.227.2988 (non-emergency) |
| Water, Sewer, Electric, Streets: | 785.227.3428 |
| Water, Sewer, Electric, Streets: | 785.227.3469 (after hours, weekends and holidays) |